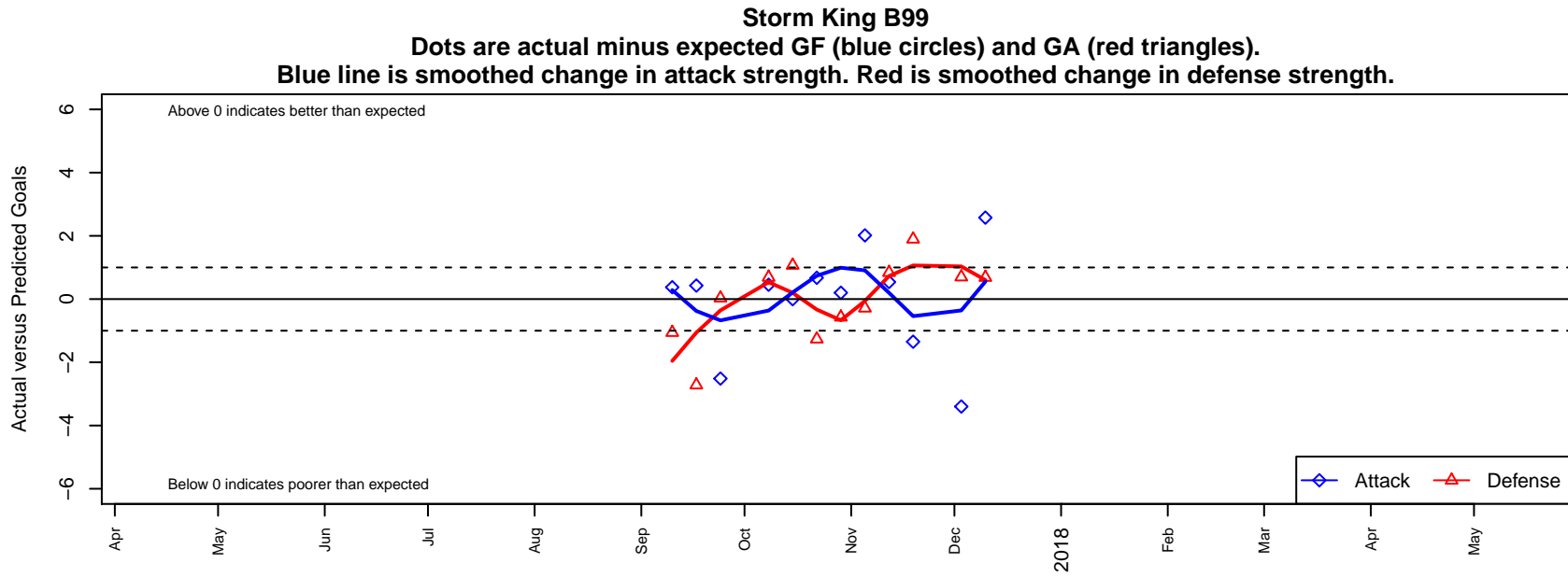


Storm King B99

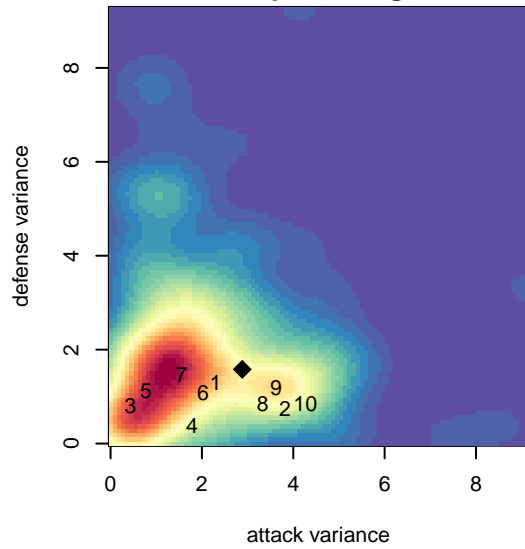
Storm King SC
Port Angeles, WA
B99 total strength=1597
attack=19.87 defense=12.62
fall league = NPSL DIVISION 2 (00/99) U19

alt names used:
Storm King B99 Parker

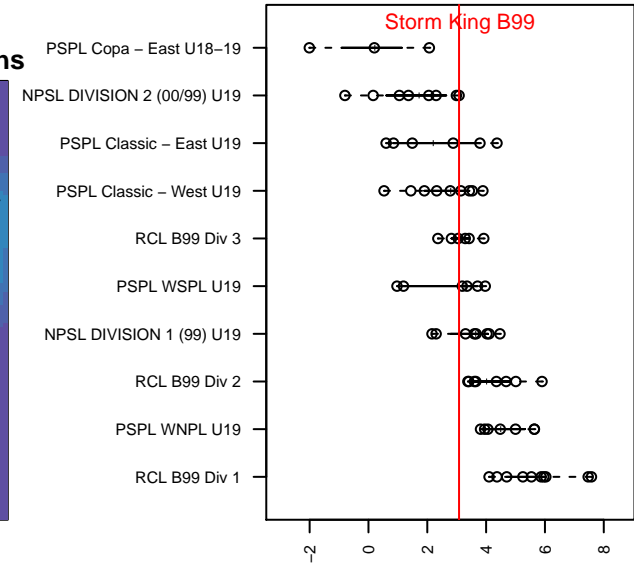
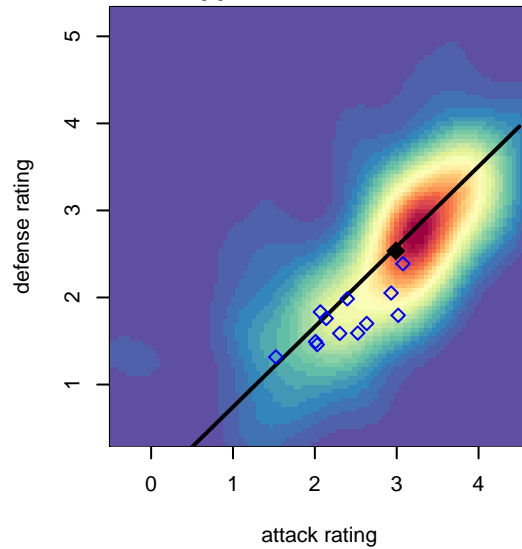
Venues played:
2017 NPSL DIVISION 2 (00/99) U19



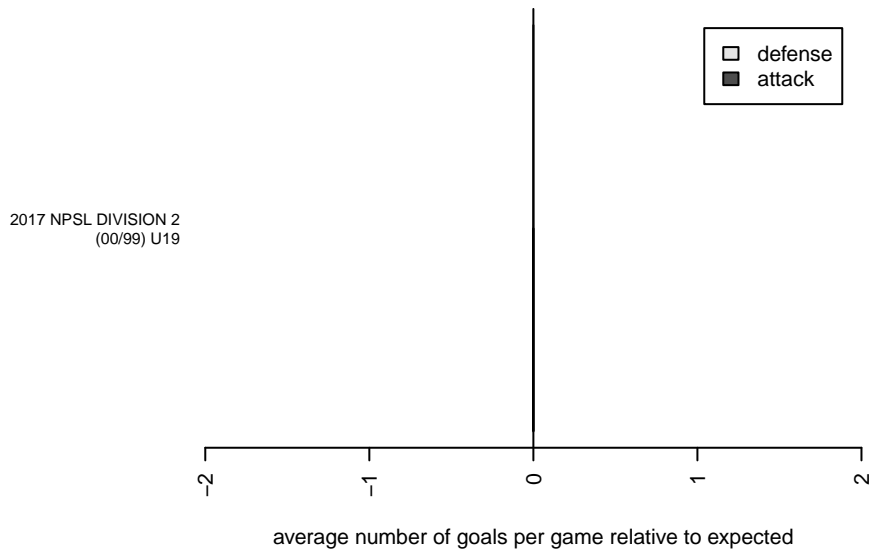
**attack and defense variance (black dot)
relative to other teams
and top 10 in region**



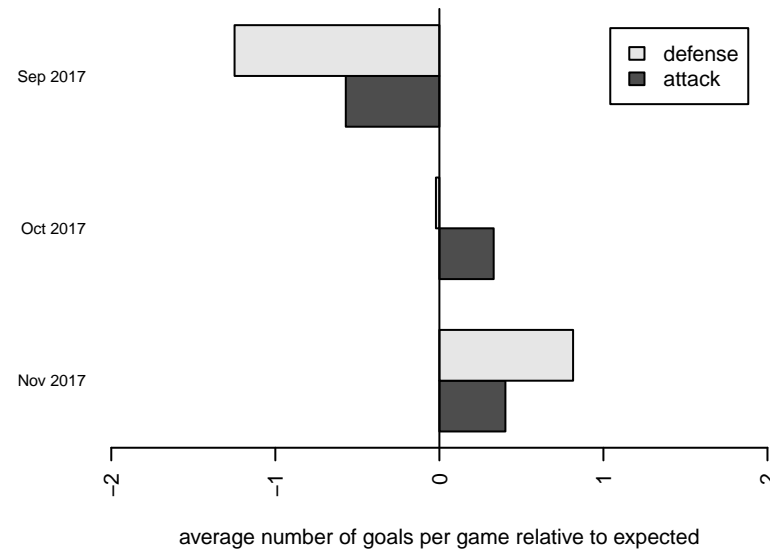
**attack and defense rating
relative to others at age
and all opponents in last 13 months**



Performance relative to 13 month average



Performance relative to 13 month average



date	home		away		venue	pred.home	pred.away
2017-12-10	Storm King B99	5	NSC Thunder Green B99	1	2017 NPSL DIVISION 2 (00/99) U19	2.42	1.69
2017-12-03	Bellevue United Select B00	0	Storm King B99	1	2017 NPSL DIVISION 2 (00/99) U19	0.70	4.40
2017-11-19	Storm King B99	2	Vashon Riptide B99	0	2017 NPSL DIVISION 2 (00/99) U19	3.35	1.89
2017-11-12	IFC Red B00	0	Storm King B99	5	2017 NPSL DIVISION 2 (00/99) U19	0.84	4.46
2017-11-05	Storm King B99	5	Mercer Island FC Gunners B00	1	2017 NPSL DIVISION 2 (00/99) U19	2.98	0.71
2017-10-29	FME Xtreme B99	1	Storm King B99	6	2017 NPSL DIVISION 2 (00/99) U19	0.43	5.80
2017-10-22	Storm King B99	5	Tracyton Force B99	2	2017 NPSL DIVISION 2 (00/99) U19	4.33	0.73
2017-10-15	Blackhills FC Red B99	0	Storm King B99	4	2017 NPSL DIVISION 2 (00/99) U19	1.07	4.00
2017-10-08	Storm King B99	4	Newport FC B00	0	2017 NPSL DIVISION 2 (00/99) U19	3.55	0.69
2017-09-24	PSA Force Black B00	1	Storm King B99	0	2017 NPSL DIVISION 2 (00/99) U19	1.03	2.51
2017-09-17	TBSC Arsenal FC B99	4	Storm King B99	4	2017 NPSL DIVISION 2 (00/99) U19	1.28	3.57
2017-09-10	Storm King B99	2	South Whidbey Wild B99	3	2017 NPSL DIVISION 2 (00/99) U19	1.62	1.94